

End Cap | End Cap with Birdscreen | End Plate

Ordering Information

- When ordering, specify material, gauge (if non-standard), dimension and end styles. Standard End Cap end styles are QF to flat plate. Standard End Cap with Birdscreen end styles are QF to 1/2" square wire mesh screen (larger than 24" will have expanded metal screen).
- End Cap enables users to close off taps for future use.
- End Cap larger than 24" will be constructed of flat plate and Angle Flange.
- Wire mesh on End Cap with Bird Screen can be replaced with perforated metal.



| Ø in. | Length in. | QF End Cap Std Weight Lbs | QF End Cap w/ Birdscreen Weight Lbs |
|-------|------------|---------------------------|-------------------------------------|
| 3 | 2.25 | 0.30 | .25 |
| 4 | 2.25 | 0.37 | .30 |
| 5 | 2.25 | 0.50 | .35 |
| 6 | 2.25 | 0.72 | .52 |
| 7 | 2.00 | 0.92 | .60 |
| 8 | 2.00 | 1.10 | .70 |
| 9 | 2.00 | 1.40 | .80 |
| 10 | 2.00 | 1.65 | .90 |
| 11 | 2.00 | 1.85 | .95 |
| 12 | 1.88 | 2.05 | 1.00 |
| 13 | 1.88 | 2.45 | 1.15 |
| 14 | 1.88 | 3.10 | 1.25 |
| 15 | 1.88 | 3.55 | 1.36 |
| 16 | 1.88 | 4.00 | 1.48 |
| 17 | 1.88 | 4.45 | 1.60 |
| 18 | 1.88 | 4.90 | 1.75 |
| 19 | 1.88 | 5.20 | 1.82 |
| 20 | 1.88 | 5.45 | 1.90 |
| 21 | 1.88 | 5.90 | 2.00 |
| 22 | 1.88 | 6.30 | 2.10 |
| 23 | 1.88 | 7.10 | 2.45 |
| 24 | 1.88 | 7.90 | 2.85 |

QF Material Options

| Galv | | | | SS | | | |
|----------|---------------|--------|--------|---------------|--------|----|----|
| Gauges | Size (inches) | | Gauges | Size (inches) | | | |
| | Min. Ø | Max. Ø | | Min. Ø | Max. Ø | | |
| Standard | 18 | 3 | 3 | Standard | 18 | 3 | 3 |
| | 22 | 4 | 12 | | 22 | 4 | 12 |
| | 20 | 13 | 24 | | 20 | 13 | 24 |
| Optional | 18 | 4 | 24 | Optional | 18 | 8 | 24 |
| | 16 | 8 | 24 | | 16 | 8 | 24 |
| | 14 | 8 | 24 | | | | |

Construction

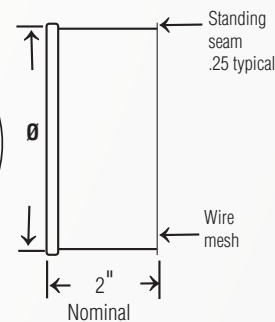
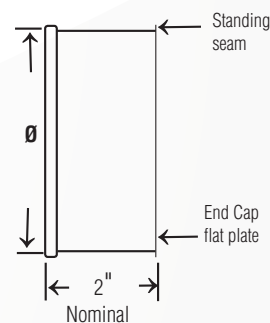
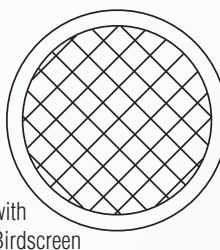
Collar seam: Longitudinal seam is solid laser welded.
End Plate: Solid end plate is crimped in place, similar to a lockform seam.

Optional End Styles


Standard QF end can be changed to Raw ID (RI), Raw OD (RO), No Fitting (NF), Flat Flange (FFL), Angle Flange (AFL), or Van Stone (VS).

Flanged Material Options

| Galv (Std) | | | | SS | | | |
|------------|---------------|--------|--------|---------------|--------|----|----|
| Gauges | Size (inches) | | Gauges | Size (inches) | | | |
| | Min. Ø | Max. Ø | | Min. Ø | Max. Ø | | |
| Standard | 18 | 3 | 3 | Standard | 18 | 3 | 3 |
| | 22 | 4 | 12 | | 22 | 4 | 12 |
| | 20 | 13 | 40 | | 20 | 13 | 40 |
| Optional | 18 | 26 | 40 | Optional | 18 | 8 | 40 |
| | 16 | 8 | 40 | | 16 | 8 | 40 |
| | 14 | 8 | 50 | | | | |
| | 12 | 10 | 72 | | | | |
| | 10 | 12 | 72 | | | | |



*Published lengths are nominal and may vary slightly.



End Plates are for use with flanged duct. Product is a flat plate with an Angle Flange hole pattern.